idea create audio

Quick Start Guide
快速入门指南

Dazz

USB Audio Interface

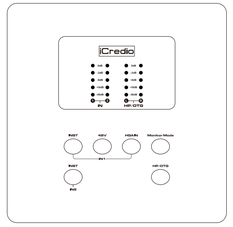

简介

感谢您选择Dazz音频接口。

我们为永不停止创作的音乐爱好者设计了Dazz，无论在哪里，你都可以用Dazz获得录音室质量的声音：每个输入通道，任何麦克风和吉他都可以获得高增益；专门为动圈话筒设计的HGain模式；出色的耳机驱动能力；通过内置OTG端口将Dazz与您的手机连接，为您提供更快速便捷的直播体验。

在开始使用之前，请阅读本指南，以帮助您快速了解Dazz的功能和基本操作方法。

产品特征

- 4进4出USB音频接口
- 支持 24•bit/44.1kHz、48kHz、88.2kHz、96kHz、176.4kHz、192 kHz 采样率
- 提供高动态范围的ADC和DAC
- 1路模拟XLR/TRS混合输入端口，支持Mic/Line/Inst信号(INST开关切换)，A类前置放大器，带独立增益控制及48V幻象电源开关
- 1路6.35TRS大三芯输入接口，支持Line/Inst信号(INST开关切换)， A类前置放大器，带独立增益控制
- HGAIN功能，轻松驾驭动圈话筒
- 大推力耳放，轻松驱动高阻抗耳机
- 精准的输入输出音量LED电平显示
- 无延迟数字监听，可选择Mono/Stereo模式直接监听
- 无级数字音量调节，可选择调节耳机监听或直播音量电平
- 兼容iOS/Android 的Type-C OTG数字接口和3.5mm TRRS模拟接口，可直接连接智能手机、平板电脑和其他设备
- 支持Mac/PC与iOS/Android移动设备同时连接
- 支持全双工同步录制和回放，支持DirectSound，WDM和ASIO2.0
- 提供 8、16、32、64、128、256、512、1024、2048、ASIO 缓冲区设置
- USB总线供电

硬件功能

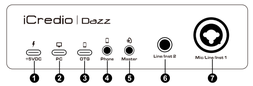

❶ **+5VDC接口(Type C):** 当电脑供电不稳定的情况下，外接独立供电，以令声卡稳定工作

❷ **PC接口(Type C):** 连接到计算机传输数据及供电

❸ **OTG接口(Type C):** 连接到手机传输数字音频信号

❹ **Phone接口(3.5mm TRRS):** 连接到移动设备的耳麦接口，用于传输模拟音频信号

❺ **Master接口(3.5mm TRS):** 立体声输出，连接到有源音箱监听输出信号

❻ **Line/Inst2接口(6.35mm TRS):** 连接线性电平设备或乐器（吉他或贝斯）

❼ **Mic/Line/Inst 1接口(COMBO):** 通过XLR接口连接麦克风，通过TRS接口连接线性电平设备或乐器（吉他或贝斯）

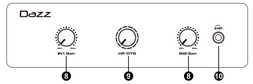

❽ **输入信号增益:** 分别控制Mic/Line/Inst 1接口和Line/Inst2接口输入信号增益

❾ **HP/OTG音量:** 控制耳机音量或者OTG音量，配合面板“HP/OTG”按键使用

❿ **HP接口:** 立体声耳机监听

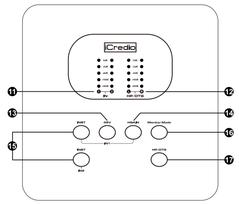

⓫ **IN指示灯:** 实时显示输入电平信号

⓬ **HP /OTG指示灯:** 实时显示HP 或者OTG输出电平信号，当“HP /OTG音量”旋钮调节时，实时显示HP或者OTG输出调节音量大小

⓭ **48V幻象电源:** 开启/关闭XLR输入的48V幻象电源供电

⓮ **HGAIN模式:** 动圈话筒连接到XLR接口时，打开HGAIN模式从而轻松驾驭动圈话筒

⓯ **INST切换:** 开启时为乐器输入，可连接电吉他等高阻抗乐器。关闭时为线性输入

⓰ **Monitor Mode:** IN1/2监听模式，可选择Mono/Stereo模式直接监听或者关闭监听

⓱ **HP/OTG切换:** 可选择调节HP或者OTG输出音量，配合“HP/OTG音量”旋钮使用

连接示例

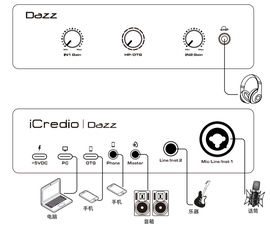

产品规格

型号	Dazz
位深度/采样率	支持24bit/44.1kHz, 48kHz, 88.2kHz, 96kHz, 176.4kHz, 192kHz采样率
I/O	XLR/TRS混合接口x1，6.35TRS接口x1，3.5mm立体声输出接口x2，3.5mm TRRS接口x1，OTG接口x1，5VDC接口x1，USB接口x1
幻象电源	48V
按键	INST切换按键x2，48V开关按键x1，HGAIN按键x1，Monitor Mode切换按键 x1，HP/OTG切换按键x1
旋钮	输入增益旋钮x2，输出音量旋钮x1
尺寸	150 X 150X 40(mm)

包装清单

- Dazz USB音频接口x1
- 快速入门指南 x 1
- USB2.0 数据线 (Type C)x 1
- 3.5mm TRRS 音频线 x 1

Introduction

Thank you for purchasing the iCredio Dazz audio interface. We've designed the Dazz for the artist who never stops creating. Get studio-quality sound wherever you are with the Dazz: Make the most of any mic or guitar with high gain on each input; HGain mode for dynamic microphone drive; Best headphone performance; Connect Dazz to your mobile phone through Build-in OTG port, providing you a faster and convenient live broadcast experience.

Before you start using it, please read this manual to help you quickly understand the features and basic operation of Dazz.

Features

- 4ins/4outs USB audio interface
- Supports 24bit/44.1kHz/48kHz/88.2kHz/96kHz/176.4kHz/192kHz Sample Rate
- Provides high dynamic range ADC and DAC
- 1 XLR/TRS combo jack, supports Mic/Line/Inst input(INST switch), A-class preamp with individual gain control and 48V phantom power switch
- 1 TRS 6.35" jack, supports Line/Inst input(INST switch), A-class preamp with individual gain control
- HGain mode for dynamic microphone drive
- Best headphone performance
- Accurate input and output volume LED level display
- No delay digital monitor, Mono/Stereo mode can be selected for direct monitor
- Digital volume adjustment, selectable for HP volume or OTG volume control
- Compatible with iOS and Android Type C OTG Digital jack and 3.5mm TRRS Analog jack for direct connection with SmartPhone, tablet or other devices
- Supporting Mac/PC connectivity simultaneously with SmartDevice
- Full duplex simultaneous record/playback, supports DirectSound, WDM and ASIO2.0
- Provides 8:16:32:64:128:256:512:1024:2048 ASIO buffer setting
- USB bus-powered

Hardware Features

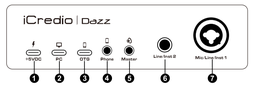

❶ ***+5VDC Jack (Type C)***: When the computer power supply is unstable, external power supply is connected to make Dazz work stably

❷ ***PC Jack (Type C)***: Connect your Dazz to your computer to transmit data and power supply

❸ ***OTG Jack (Type C)***: Connect your Dazz to your mobile phone to transmit digital audio signals

❹ ***Phone Jack (3.5mm TRRS)***: Connect your Dazz to the headset jack of your mobile phone, for transmit analog audio signals

❺ ***Master Jack(3.5mm TRS)***: Stereo line out，connect to active speakers or an amplifier.

❻ ***Line/Inst2 Jack (6.35mm TRS)***: Connect Line level or Instrument device

❼ ***Mic/Line/Inst1 Jack (COMBO)***: Connect the microphone through XLR, connect Line level or Instrument device through TRS.

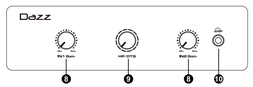

❽ ***Input Gain***: Control Mic/Line/Inst 1 and Line/Inst2 input signal gain

❾ ***HP/OTG volume control***: Control HP or OTG output signal，use with the HP/OTG button on the top panel

❿ ***HP Jack***: 3.5mm TRS headphone output.

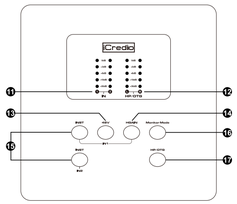

⓫ ***IN LED***: Display input signal level

⓬ ***HP /OTG LED***: Display HP or OTG output signal level，When the " HP /OTG Volume" knob is adjusted, the LEDs display HP or OTG volume adjustment

⓭ ***48V Switch***: Turn on/off the phantom power supply of the XLR input

⓮ ***HGAIN mode***: When dynamic microphone is connected to XLR, turn on HGAIN mode for easy drive

⓯ ***Inst Switch***: When “on”, the TRS input should be connected instrument, when “off”, the TRS input should be connected Line level signal

⓰ ***Monitor Mode***: IN1/2 monitor mode，selectable Mono/Stereo for direct monitor, or can off the monitor

⓱ ***HP/OTG Switch***: Selectable HP or OTG output volume control, use with the HP/OTG knob on the front panel

Connection Example

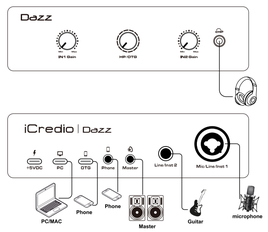

Specifications

Modell	Dazz
Bit depth/Sample rate	Supports 24bit/44.1kHz/48kHz/88.2kHz/96kHz/176.4kHz/192kHz Sample Rate
I/O	1xXLR/TRS Combo Input, 1x 1/8" Phone Jack, 2x 1/8" Headphone Outputs, 1x 1/8" Monitor Output, 1x USBC port, 1x USB C OTG port
Phantom Power	48V
Buttons	Instrument button x2;48V SwitchX1; HGAIN Switch x1; Monitor Mode buttonxTFP7oG buttonxt
Knobs	Input Gain controll x2;3.5mm Stereo Output x1
Dimensons	150 X 150X 40(mm)

Packing list

- Dazz USB Audio Interface x1
- Quick Start Guide x1
- USB2.0 Cabke (Type C) x1
- 3.5mm TRRS Cable x1

爱创音
iCredio

微信公众号

生产厂家：广州华韵电子科技有限公司
公司地址：广州市番禺区大龙街市莲路新桥村段8号D栋
联系电话：020 8488 6062